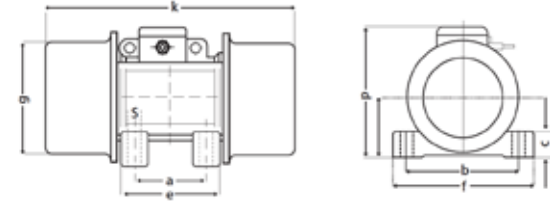


# Rotary Electric Vibrator Specs & Dimensions

## 3600 RPM Models



Model #	Force (lbs)	Working Moment (in-lbs)	Weight (lbs)	Rated Current (A)	Power (HP)	Dimensions in Inches										Fasteners	
						a	b	c	e	f	g	h	k	p	s	Size	Number
UV1A 0.04Y	13	0.10	1.9	0.3	0.03	1-1.5	2.9	0.4	2.0	3.5	2.2	1.2	4.1	2.7	0.22	M5	4
UVA 0.6Y	155	0.90	8.4	0.2	0.20	2.5	3.7	0.8	3.4	5.0	3.8	2.8	7.6	4.7	0.47	M8 (10)	4
FUVB 1Y	212	1.10	9.0	0.3	0.20	2.5-2.8	4.2	0.6	4.0	4.9	3.5	2.2	8.3	5.6	0.35	M8	4
FUVB 1.9Y	391	2.10	10.1	0.3	0.20	2.5-2.8	4.2	0.9	4.0	4.9	4.4	2.5	8.7	5.9	0.35	M8	4
FUVC 3Y	654	3.50	17.2	0.5	0.40	3.5	4.9	1.2	4.6	6.0	5.0	2.9	9.6	7.2	0.51	M 12	4
FUVD 5Y	1040	5.60	26.5	0.8	0.70	4.1	5.5	1.1	5.4	6.6	5.8	3.2	10.9	7.8	0.51	M 12	4
FUVE 7.7Y	1660	9.00	35.3	1.0	0.90	4.7	6.7	1.8	6.3	8.1	6.6	3.6	15.1	8.3	0.51	M 16	4
FUVE 11Y	2340	12.70	48.5	1.8	0.90	4.7	6.7	2.1	6.4	8.1	7.4	4.1	14.6	9.2	0.51	M 12	4
FUVF 20Y	4090	2.22	119.0	2.9	2.70	4.9	8.3	2.6	6.9	10.2	7.9	4.9	19.3	9.7	0.67	M 16	4
FUVG 32Y	7040	38.20	218.0	5.6	5.40	6.5	10.2	2.6	9.0	13.0	10.6	6.3	23.4	13.1	1.02	M 24	4
FUVH 40Y	9040	49.00	311.0	5.6	5.40	11.0	11.4	2.6	13.6	14.0	11.7	6.8	26.9	14.3	1.02	M 24	4
FUVL 62Y	14200	76.70	392.0	8.0	7.40	7.9	12.6	3.5	10.6	15.4	13.1	7.4	26.2	15.0	1.10	M 27	4
FUVL 88Y	19800	107.40	463.0	13.0	12.00	7.9	12.6	3.9	10.6	15.4	14.0	7.6	24.9	15.6	1.10	M 27	4

Available in multiple supply voltages, contact NAVCO for further information.

Arrangements for hazardous/classified areas available (Ex. Class II Div. I, Class I Div. II, ATEX Zone 21 & Zone 22, etc.)

### CONTACT US TODAY AT

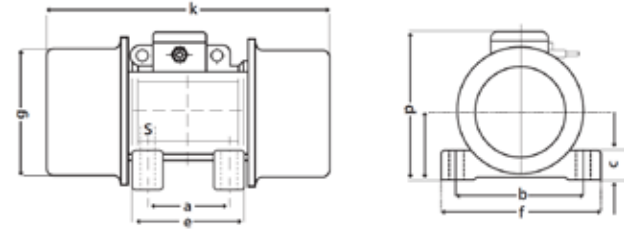
E. SALES@NAVCO.US W. NAVCO.US

P. 832.467.3636

F. 832.467.3800

A. 11929 Brittmoore Park Dr.  
Houston, TX 77041

# 1800 RPM Models



Model #	Force (lbs)	Working Moment (in-lbs)	Weight (lbs)	Rated Current (A)	Power (HP)	Dimensions in Inches										Fasteners	
						a	b	c	e	f	g	h	k	p	s	Size	Number
FUVB 0.3X	84	1.8	9.7	0.2	0.10	2.5-2.8	4.1	0.5	4.0	4.9	3.5	2.2	8.3	5.6	0.35	M8	4
FUVB 0.7X	172	3.6	11.7	0.2	0.10	2.5-2.8	4.1	0.9	4.0	4.9	4.4	2.5	8.7	5.9	0.35	M8	4
FUVC 1.5X	283	6.2	21.8	0.4	0.20	3.5	4.9	1.2	4.6	6.0	5.0	2.9	12.0	7.1	0.50	M 12	4
FUVC 2.1X	472	10.2	23.6	0.4	0.20	3.5	4.9	1.2	4.6	6.0	5.0	2.9	12.0	7.1	0.50	M 12	4
FUVD 4X	906	19.6	37.5	0.6	0.50	4.1	5.5	1.1	5.4	6.6	5.7	3.1	15.0	7.8	0.50	M 12	4
FUVD 5.4X	1306	28.2	41.9	0.6	0.50	4.1	5.5	1.1	5.4	6.6	5.7	3.6	15.0	7.8	0.50	M 12	4
FUVE 7X	1677	36.2	48.5	1.0	0.68	4.7	6.7	1.8	6.4	8.1	6.6	4.1	15.0	8.3	0.50	M 12	4
FUVE 10X	2165	46.9	68.3	1.0	0.68	4.7	6.7	2.1	6.4	8.1	7.4	4.9	17.0	9.2	0.50	M 12	4
FUVF 18X	3867	84.0	107.0	1.9	1.60	4.9	8.2	2.6	6.9	10.0	7.9	4.9	19.0	10.0	0.67	M 16	4
FUVF 24X	5395	116.9	145.5	3.0	2.30	4.9	8.2	2.6	6.9	10.0	9.1	5.5	21.0	11.0	0.67	M 16	4
FUVG 38X	8250	179.7	257.9	3.9	3.40	6.5	10.2	2.6	9.1	13.0	11.0	6.3	23.0	13.0	1.00	M 24	4
FUVH 49X	10903	352.7	352.7	5.0	4.60	11.0	11.4	2.8	14.0	14.0	12.0	6.8	27.0	14.0	1.00	M 24	4
FUVL 64X	14545	429.9	429.9	9.0	8.00	7.8	12.6	3.5	11.0	15.0	13.0	7.4	26.0	15.0	1.10	M 27	4
FUVN 83X	19670	668.0	668.0	12.0	11.40	9.8	14.9	1.4	13.0	18.0	15.0	8.5	34.0	17.0	1.50	M 36	6
FUVP 112X	25178	906.1	906.1	15.5	14.10	11.0	17.3	1.5	15.0	21.0	17.0	9.1	39.0	18.0	1.70	M 42	6

Available in multiple supply voltages, contact NAVCO for further information.

Arrangements for hazardous/classified areas available (Ex. Class II Div. I, Class I Div. II, ATEX Zone 21 & Zone 22, etc.)

**CONTACT US TODAY AT**

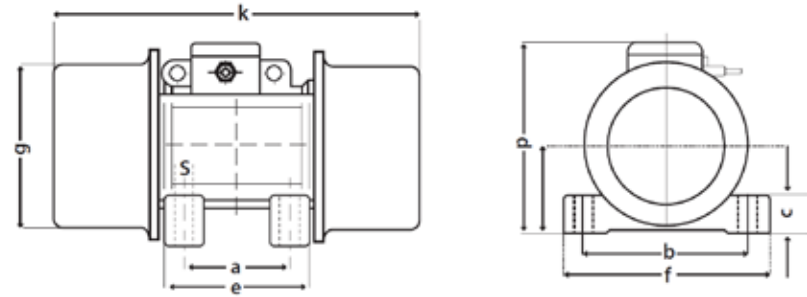
E. SALES@NAVCO.US W. NAVCO.US

P. 832.467.3636

F. 832.467.3800

A. 11929 Brittmoore Park Dr.  
Houston, TX 77041

# 1200 RPM Models



Model #	Force (lbs)	Working Moment (in-lbs)	Weight (lbs)	Rated Current (A)	Power (HP)	Dimensions in Inches										Fasteners		
						a	b	c	e	f	g	h	k	p	s	Size	Number	
1200 RPM																		
FUVE 3W	746	36.4	50.7	0.7	0.50	4.7	6.7	1.8	6.3	8.1	6.6	3.6	15.1	8.3	0.5	M 12	4	
FUVE 5W	1625	78.8	72.8	0.7	0.50	4.7	6.7	2.1	6.4	8.1	7.4	4.1	17.2	9.2	0.5	M 12	4	
FUVF 11W	2540	123.9	143.3	1.5	1.00	4.9	8.3	2.6	6.9	10.2	7.9	4.9	22.0	10.0	0.7	M 16	4	
FUVF 16W	3417	166.3	156.5	2.2	1.70	4.9	8.3	2.6	6.9	10.2	9.1	5.5	20.6	10.9	0.7	M 16	4	
FUVG 21W	6047	298.6	264.6	3.8	2.80	6.5	10.2	2.6	9.1	13.0	10.6	6.3	26.1	13.1	1.0	M 24	4	
FUVG 30W	6835	324.8	286.7	4.3	3.20	6.5	10.2	2.6	9.1	13.0	10.6	6.3	28.0	13.1	1.0	M 24	4	
FUVH 38W	8453	412.3	390.3	5.0	4.00	11.0	11.4	2.8	13.6	14.0	11.7	6.8	30.5	14.3	1.0	M 24	4	
FUVH 46W	10342	504.9	419.0	6.0	4.80	11.0	11.4	2.8	13.6	14.0	11.7	6.8	32.8	14.3	1.0	M 24	4	
FUVL 64W	14388	702.4	516.0	8.1	6.70	7.9	12.6	3.5	10.6	15.4	13.1	7.4	33.1	15.0	1.1	M 27	4	
FUVK 79W	17626	860	646.1	11.3	8.40	11.0	15.7	2.6	13.8	18.5	14.1	7.8	34.6	15.9	1.3	M 30	4	
FUVN 95W	20099	981.3	756.3	12.4	10.70	9.8	15.0	1.4	12.6	18.1	1.4	8.5	34.1	17.2	1.5	M 36	6	
FUVP 119W	26754	1306.9	981.2	15.0	12.70	11.0	17.3	1.5	14.6	20.9	1.5	9.1	39.1	17.9	1.7	M 42	6	

Available in multiple supply voltages, contact NAVCO for further information.

Arrangements for hazardous/classified areas available (Ex. Class II Div. I, Class I Div. II, ATEX Zone 21 & Zone 22, etc.)

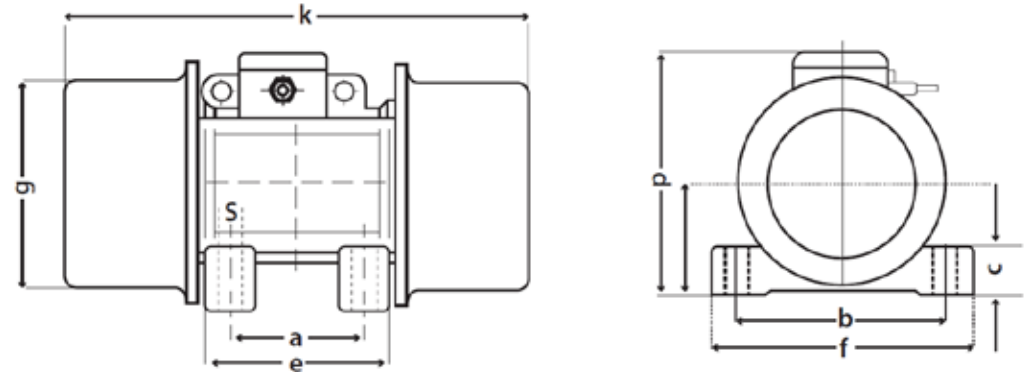
**CONTACT US TODAY AT**

E. SALES@NAVCO.US W. NAVCO.US

P. 832.467.3636

F. 832.467.3800

A. 11929 Brittmoore Park Dr.  
Houston, TX 77041



## 900 RPM Models

Model #	Force (lbs)	Working Moment (in-lbs)	Weight (lbs)	Rated Current (A)	Power (HP)	Dimensions in Inches								Fasteners				
						a	b	c	e	f	g	h	k	p	s	Size	Number	
900 RPM																		
FUVF 6V	2022	175	161.0	1.3	0.70	4.9	8.3	2.6	6.9	10.2	7.9	4.9	22.0	9.7	0.7	M 16	4	
FUVF 9V	2927	253.8	182.0	2.2	1.50	4.9	8.3	2.6	6.9	10.2	9.1	5.5	23.7	10.9	0.7	M 16	4	
FUVG 14V	4647	402.7	286.7	4.2	2.40	6.5	10.2	2.6	9.1	13.0	10.6	6.3	28.0	13.1	1.0	M 24	4	
FUVH 21V	6835	592.4	390.3	5.2	3.10	11.0	11.4	2.8	13.6	14.0	11.7	6.8	30.5	14.3	1.0	M 24	4	
FUVH 26V	8397	728.4	465.0	6.0	4.00	11.0	11.4	2.8	13.6	14.0	11.7	6.8	32.8	14.3	1.0	M 24	4	
FUVL 36V	11660	1011.6	516.0	7.9	5.80	7.9	12.6	3.5	10.6	15.4	14.1	7.4	33.1	15.0	1.1	M 27	4	
FUVK 44V	14373	1246.3	720.0	9.5	7.80	11.0	15.7	2.6	14.0	18.5	14.1	7.9	34.6	15.9	1.3	M 30	4	
FUVN 76V	21915	1901.1	923.9	12.0	10.00	9.8	15.0	1.4	12.6	18.1	15.2	8.5	39.4	17.2	1.5	M 36	6	
FUVP 85V	24779	2148.8	1146.6	13.5	11.10	11.0	17.3	1.5	14.6	20.9	16.7	9.1	42.1	17.9	1.7	M 42	6	

Available in multiple supply voltages, contact NAVCO for further information.

Arrangements for hazardous/classified areas available (Ex. Class II Div. I, Class I Div. II, ATEX Zone 21 & Zone 22, etc.)

### CONTACT US TODAY AT

E. SALES@NAVCO.US W. NAVCO.US

P. 832.467.3636

F. 832.467.3800

A. 11929 Brittmoore Park Dr.  
Houston, TX 77041